



Storage Mixer

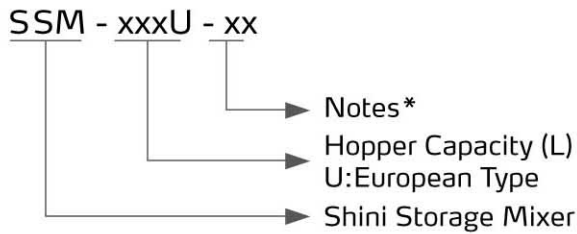
SSM-160U



Refer carefully to this manual before operation.

SSM-U Series

■ Coding Principle



Notes: *
CE=CE Conformity

■ Features

Standard configuration

- All material contact parts are made of stainless steel to minimize material contamination.
- Vertically mounted blending screw and cylinder ensure even mixing of materials.
- Removable top assembly (lid, motor, and control box) for easy cleaning.
- 0~300 hours auto-stop function.
- Equipped with main power switch and safety interlock protective device to ensure operator's safety and no damage to the machine.
- SSM-U has height adjustable floor stand and braking castors as standard accessories for easy movement.

Accessory option

- Pneumatic discharge plate is an optional accessory for mounting at discharge outlet.
- Optional suction pipes are available for mounting at both sides to help material conveying.

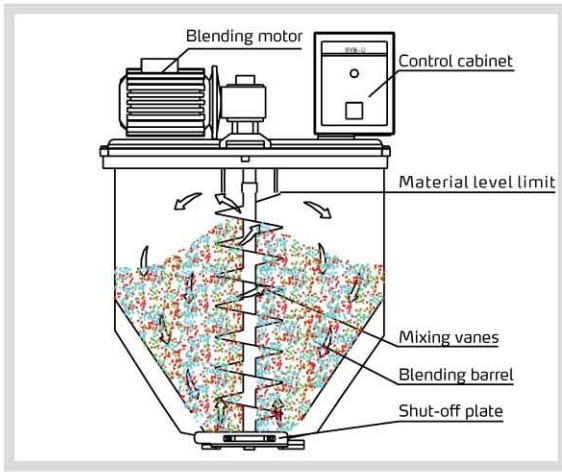
■ Application

SSM-U is mainly used for mixing plastics such as raw materials, masterbatch and recycled materials. SSM-U can not be used dealing with plastic powder and all kinds of foods, chemicals, and inflammable, explosive and volatile materials. Bulk density should be taken into account when the dimension of material is uneven or in other forms.

■ Working Principle

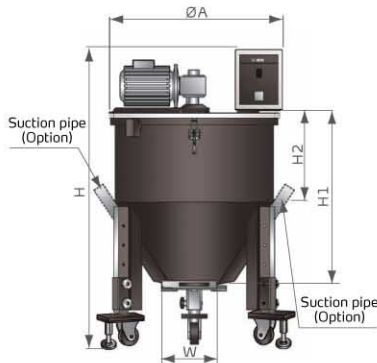
To achieve the aim of material mixing, screw blades are used to generate vortex. Materials are sucked towards mixing screws at the center of hopper bottom by vortex, then materials whirl upward to the top and fall down so that the evenly mixing can be fulfilled in a short period.

SSM-U Series



Signals from the control cabinet will be sent to blending motor which drives the blending screw to start material blending. Then material conveyed along the cylinder up to the top is evenly spread in the blending barrel. This process mixes material evenly in a short time, saving energy. After blending, draw open the shut-off plate to discharge the material.

Outline Drawings



Options



Stainless steel made material suction pipe ensures no material contamination and it is mounted at the blending barrel's two sides to work with loading blower to load the mixed material automatically and facilitates the material conveying.

Specifications

Model	SSM-80U	SSM-160U	SSM-300U
Motor Power (kW)	0.37	0.55	1.1
Max. Throughput (kg/hr)	200	400	800
Blending Barrel* (L)	80	160	300
Dimension			
H (mm)	1550	1605	1835
H1 (mm)	600	850	1000
H2 (mm)	300	400	500
W (mm)	140	200	200
ΦA (mm)	750	900	1100
Weight (kg)	83	126	187

- Notes: 1) "*" stands for the optimal mixing time at full load is about 15min. We reserve the right to change specifications without prior notice.
 2) Max. noise level is 70dB (A).
 3) Max. mixing capacity is tested based on continuous processing material of 0.65kg/L in bulk density and 2~3mm in size.
 4) Power 3Φ, 230 / 400 / 460 / 575VAC, 50 / 60Hz.

Shini Group

Addr.: No. 23, Minhe St., Shulin Dist.,
New Taipei, Taiwan

Tel: +886 2 2680 9119

Fax: +886 2 2680 9229

Email: shini@shini.com

Factories:

- Taiwan
- Dongguan
- Pinghu
- Ningbo
- Mumbai

2013-04-15-04 Copyrights Reserved.

www.shini.com