



Sound-proof Central Granulators



SG-3645

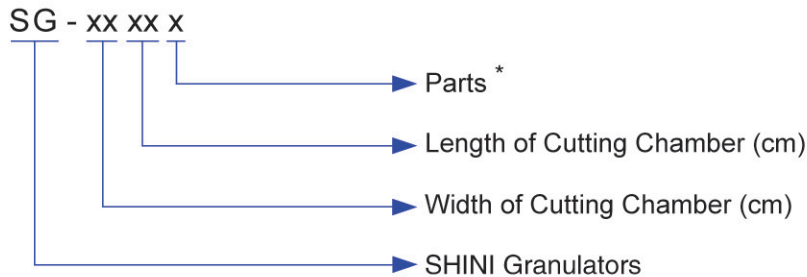


Refer carefully to the Manual before using products.



SG-23/30/36

■ Coding Principle



Note: *

S=Smaller Motor Power H=Higher Motor Power P=Paddle Blade
F=Fiber-added R=For Stainless Steel made Feed Port and Storage Bin
FAD=Full-receiver Alarm Device




SG-2348

■ Features

- SG-23 series adopts staggered blades design, SG-30 series adopts staggered blades design and paddle blades design, SG-36 series adopts paddle blades design.
- Staggered blades design can decentralize working load when granulating to increase cutting efficiency, Blade retainer is designed for quick blade replacement without readjustment.
- Paddle blades design allows increased efficiency and reduced energy consumption.
- The blade material is imported steel to ensure high quality and high durability.
- Full-closed design and sound-proofing ensure low noise level.
- Equipped with electrical current relay, motor overload protector and other multiple safety devices.
- For granulating fibre-added material, increase fibre-added granulator model for choose. Adopt surface-hardening treatment on the material contacting components. SG-30P and SG-36 fibre-added model blade material used V-4E joint with S50C.
- Cyclone dust separator can effectively remove the air from regrind and facilitates the material collecting.
- Dust collecting bag brings easiness for dust cleaning and reduce contamination.
- Regrind conveying system as standard.
- Anti-vibration pads absorb vibration from SG-36 series.
- Upon request, it can be built to comply with worldwide electrical safety standards (For example : CE, UL, CSA, JIS etc.).



Paddle Blade



Staggered Blade

■ Application

SG-23/30/36 series sound-proof central granulators are suitable for centralized recycling of wastes or rejected parts from injection moulding, blow moulding or extrusion lines. The machines feature optimized structure, easy operation, and quick blade replacement. Staggered rotating blades can easily grab and cut through materials. This design makes the machine work more efficiently and can reduce waste of energy to the minimum. This granulator has various models with wide application range to meet different customer's demand.

Options

Full-receiver Alarm Device



Full-receiver alarm device enables the machine to run without any man standby and save the material by avoiding regrind overflow due to no inspection. Whenever the regrind reach the level motor position, the machine will be forced to stop and via its sensor to cut off circuit, thus stop the granulator and remind the user by alarm lamp. Applicable to SG-23/30/36/43/50/70.

Special Screens



Special screen mesh sizes: $\Phi 4$, $\Phi 6$, $\Phi 10$, $\Phi 12$ (mm) for SG-23/30 series, $\Phi 8$, $\Phi 12$, $\Phi 17$, $\Phi 25$ (mm) for SG-36 series.

Feeding Hopper for Conveyor



Material feeding for traditional large granulators is quite a difficult matter. They are generally installed at a lower place or a platform is built for material feeding. Shini has particularly designed the belt conveyor to easily convey the material into the cutting chamber of SG-36 series.

Material Side Feed Pipe



The design of feeding hopper of traditional granulators is not suitable for longer pipes and profiles. We have designed material side feed pipe for convenient feeding of long materials.

Feed Hopper with Magnet



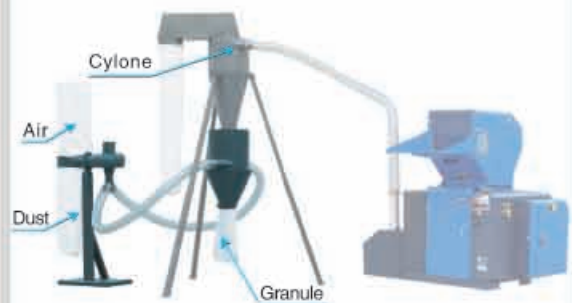
Feed hopper with magnet to take out metal craps and impurities in the material.

Dust Separator

Work with cyclone dust separator to recycle the granule and separate it from dust.



DS-23/30

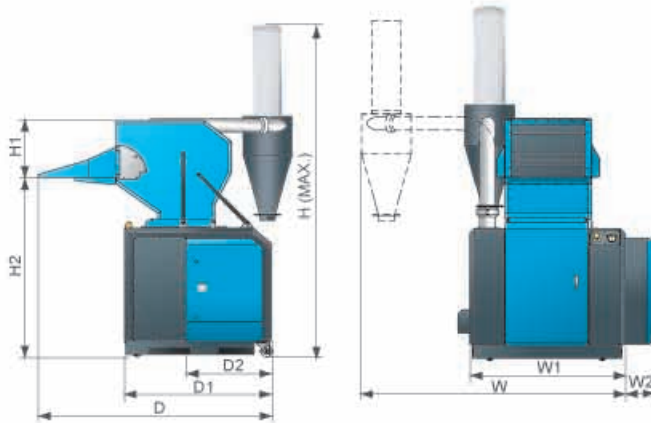


DS-36/50

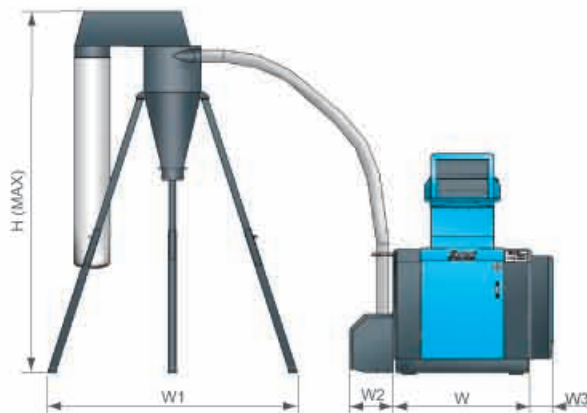
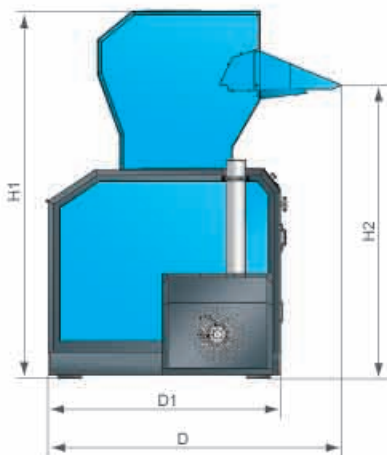
Dust separating system, it can separate the dust from the regrind to make direct recycle use of the regrind. It will make the working environment more clean by collecting the dust in the dust bag. The evenness of dust can be adjusted via the adjusting valve to improve the material use efficiency.

SG-23/30/36

Outline Drawings



SG-23/30 Series



SG-36 Series

SG-36 Specifications

Model	SG-3645 (S)	SG-3660 (S)
Motor Power (kW, 50/60Hz)	15/17.3 (11/12.6)	22/24.5 (18.5/21.3)
Rotating Speed (rpm 50/60Hz)	540 / 650	540 / 650
Conveying Blower (kW, 50/60Hz)	1.1/1.3	1.5/1.9
Material of Blades	SKD11	SKD11
Number of Fixed Blades	2	2
Number of Rotating Blades	3	3
Cutting Chamber (mm)	360 x 450	360 x 600
Max. Throughput (kg/hr)	580 / 700	680 / 820
Noise Level dB(A)	90~95	90~95
Regrinds Conveyor	✓	✓
Dia. of Screen Hole (10 mm)	✓	✓
Flywheel	✓	✓
Presetting Knife Jig	✓	✓
Full-receiver Alarm Device	○	○
Feed Hopper with Magnet	○	○
Dust Separator (DS-36)	○	○
Dia. of Screen Mesh (8, 12, 17, 25 mm)	○	○
Increased Conveying Blower power (kW)	○ (1.5)	○ (2.2)
Feed Hopper with Port	○	○
Dimensions		
H (mm)	3155	3155
H1 (mm)	1935	1935
H2 (mm)	1520	1520
W (mm)	1200	1355
W1 (mm)	2120	2120
W2 (mm)	370	370
W3 (mm)	190	190
D (mm)	1550	1550
D1 (mm)	1220	1220
weight (kg)	950 (925)	1618 (1603)

We reserve the right to change specifications without prior notice.

- Note: 1) "✓" stands for standard, "○" stands for optional.
 2) "S" stands for smaller motor power.
 3) Modified into stainless steel made feed hopper cover plate and storage tank. Add "R" at model behind.
 4) SKD11 is material code number of Japanese JIS standard.
 5) When granulating materials with fibers or similar to fibers (like CPVC etc.), it is suitable to select granulators with special quenching process in for cutting chamber and blades, and also add "F" behind the model.
 6) Max. capacity of the machine is subject to diameter of screen mesh size and composition of material.
 7) Noise level will vary with different materials and motor types.
 8) For avoiding plastic to adhibit the blade, all materials should be crushed at normal temperature.
 9) Power supply : 3Φ, 230/400/460/575VAC, 50/60Hz.

■ SG-23/30 Specifications

Model	SG-2324 (S)	SG-2336 (S)	SG-2348 (S)	SG-3048P (H)	SG-3060P (H)
Motor Power (kW, 50/60Hz)	5.5/6.3 (4/4.6)	7.5/8.6 (5.5/6.3)	11/12.6 (7.5/8.6)	11/12.6 (15/17.3)	15/17.3 (18.5/21.3)
Rotating Speed (rpm 50/60Hz)	415/500	415/500	415/500	415/500	415/500
Conveying Blower (kW, 50/60Hz)	0.55/0.66	0.55/0.66	0.55/0.66	0.55/0.66	0.55/0.66
Material of Blades	SKD11	SKD11	SKD11	SKD11	SKD11
Blade Type	Staggered	Staggered	Staggered	Paddle	Paddle
Number of Fixed Blade	2	2	2	2	2
Number of Rotating Blade	3 x 2	3 x 3	3 x 4	3	3
Cutting Chamber (mm)	230 x 240	230 x 360	230 x 480	300 x 480	300 x 600
Max. Throughput (kg/hr)	90	120	150	185	220
Noise Level dB(A)	90~95	90~95	90~95	90~95	90~95
Regrind Conveyor	✓	✓	✓	✓	✓
Dia. of Screen Mesh (8mm)	✓	✓	✓	✓	✓
Presetting Knife Jig					
Full-receiver Alarm Device	○	○	○	○	○
Feed Hopper with Magnet	○	○	○	○	○
Dust Separator (DS-30)	○	○	○	○	○
Dia. of Screen Mesh(4,6,10,12mm)	○	○	○	○	○
Dimensions					
H (mm)	1980	1980	1980	2210	2210
H1 (mm)	300	300	300	375	375
H2 (mm)	1150	1150	1150	1245	1245
W (mm)	1520	1680	1800	1830	1950
W1 (mm)	760	880	1000	1000	1120
W2 (mm)	190	190	190	190	190
D (mm)	1350	1350	1350	1510	1510
D1(mm)	895	895	895	975	975
D2 (mm)	500	500	500	560	560
Weight (kg)	472 (467)	522 (517)	604 (584)	683 (711)	713 (741)

We reserve the right to change specifications without prior notice.

- Note: 1) "✓" stands for standard, "○" stands for optional.
 2) "S" stands for smaller motor power. "H" stands for higher motor power. "P" stands for paddle blades.
 3) When granulating materials with fibers or similar to fibers (like CPVC etc.), it is suitable to select granulators with special quenching process in for cutting chamber and blades, and also add "F" behind the model.
 4) Optional granulating speed: high rotating speed blade, only for staggered type, add "G" at model behind. Low rotating blade, only for staggered type, add "D" at model behind.
 5) Modified into stainless steel made feed hopper cover plate and storage tank, add "R" at model behind.
 6) SKD11 is material code number of Japanese JIS standard.
 7) Max. capacity of the machine is subject to diameter of screen mesh and composition of material.
 8) Noise level will vary with different materials and motor types.
 9) For avoiding plastic to adhibit the blade, all materials should be crushed at normal temperature.
 10) Power supply - 3Φ, 230 / 400 / 460 / 575VAC, 50 / 60Hz.



SHINI PLASTICS TECHNOLOGIES, INC.

Headquarters:

Shini Plastics Technologies, Inc.

No.23, Minhe St., Shulin Dist.,
New Taipei City 23852, Taiwan

tel: +886 2 2680 9119

fax: +886 2 2680 9229

email: shini@shini.com

Factories:

- Taiwan
- Dongguan
- Ningbo
- Pinghu
- Mumbai