

# Self-contained Hopper Loaders



SAL-6U



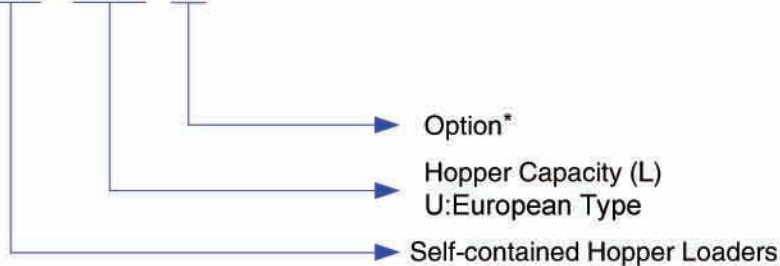
Refer carefully to the manual before using products.



# SAL-U Series

## ■ Coding Principle

SAL - xxxU - xx



Note: \*

A = Add Air Accumulator P=For Polished Hopper Inside  
CE= CE Conformity



SAL-6U-3

## ■ Features

### Standard configuration

- SAL-1U~SAL-12U (-E) adopts carbon brush with fast rotating speed and large air quantity while maintain compact appearance, easy for transportation and installation.
- Wire-control controller is convenient to use with automatic cleaning function.
- Equipped with motor soft start function and carbon crush consumption prompt (except for three-phase motor).
- Wire connection point for SPV-U.
- Hopper and base mount positions are adjustable.
- Differential pressure switch is employed and screener blockage alarm is available.
- SAL-U has a reed switch, while SAL-U-E adopts photosensor switch with high sensitivity and stable quality.
- All models equipped with hinged hopper lid that are connected by hinge for easy mesh cleaning.
- SAL-3U and above model has a out dia.  $\Phi$  275 mm base, which can work with all "European type" hopper dryers except SHD-20U and all "Standard" hopper dryers above SHD-75.
- SAL-1U has a out dia.  $\Phi$ 200 mm base, transitional flange must be mounted when this series work with SHD-20U/40U.
- All SAL-U series machine has standard cloth mesh filter and auto-spraying dust cleaner. For SAL-6U and above models, it is available to select air accumulator to enhance the purging and reduce manually clean time. In order to maintain good function, SAL-U-3 series also has standard cloth mesh filter and motor reverse cleaning function without optionally select air accumulator and reverse cleaning kit.

### Accessory option

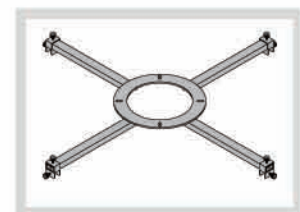
- Optionally provide multi-functional installation frame HMB-900 with 900 mm largest dia.adjusting range for selection.
- Provide both standard and optional heat-insulative Euro collective hopper SCH-6U/12U/24U to mount directly on moulding machine feed port when magnetic proximity switch type hopper loader is used for material loading.
- Reinforcing auto cleaning of air accumulator is optional. (Applicable to SAL-6U/12U)



SAL-1U



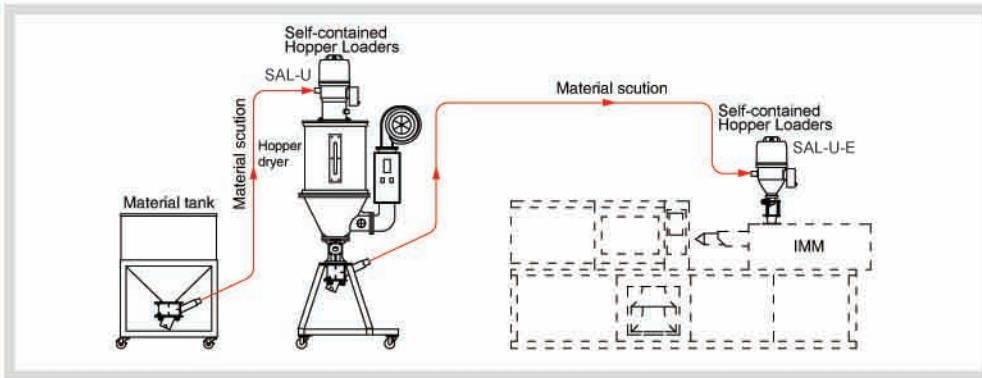
Air Accumulator



HMB-900

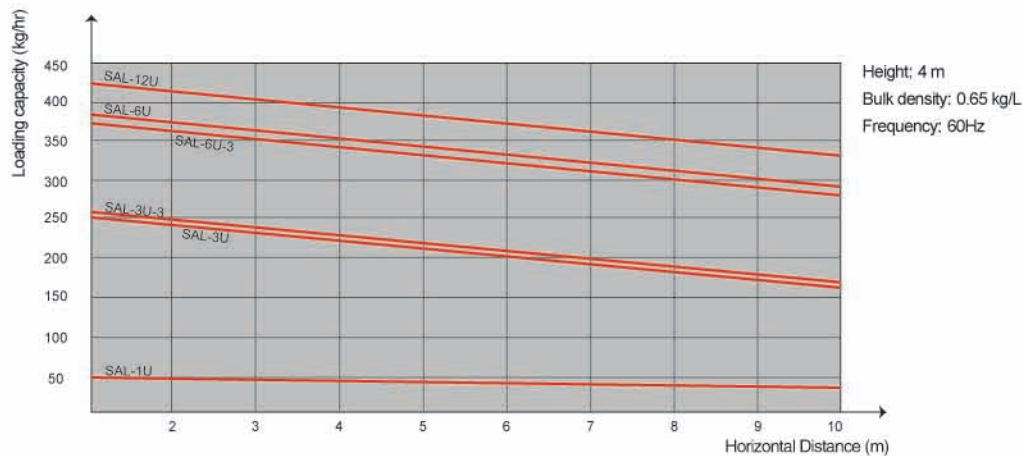
## Application

SAL-U series self-contained hopper loaders are suitable for conveying virgin material and adopt European design with stainless steel hopper to avoid material contamination. In addition, it has an attractive appearance a sound-proof motor cover to reduce noise level and a top handle to enable convenient movement. Also the remote operation has been realized by using a detachable control panel.

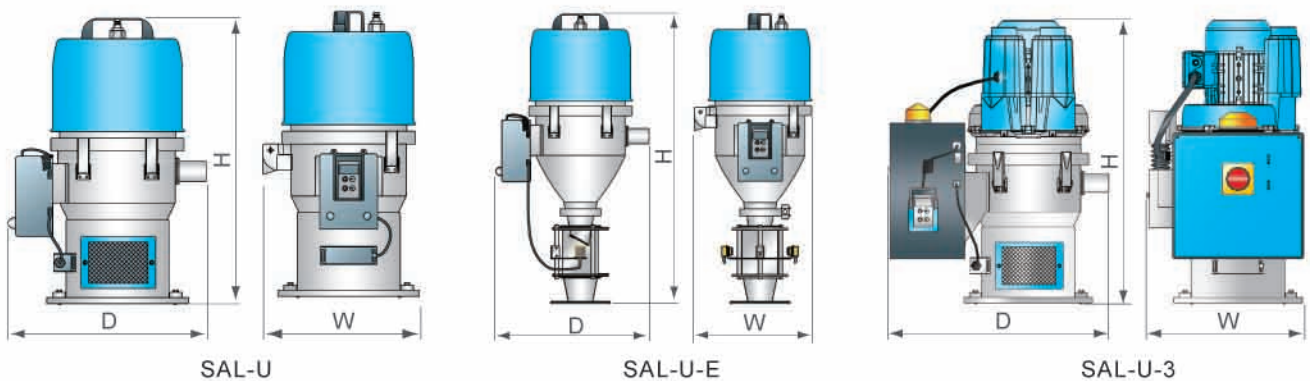


SAL-U Direct Mounting

## Loading Capacity



## Outline Drawings



# SAL-U Series

## ■ Specifications

Model	SAL-1U	SAL-3U	SAL-6U	SAL-12U	SAL-1.5U-E	SAL-3U-E	SAL-6U-E	SAL-12U-E	SAL-3U-3	SAL-6U-3
Blower Type	Carbon brush								Inductive	
Motor Power (W) (50/60Hz)	0.46/0.55	1.15/1.32	1.15/1.32	1.15/1.32	1.15/1.32	1.15/1.32	1.15/1.32	1.15/1.32	0.37/0.42	0.75/0.85
Conveying Pipe Internal Dia. (inch)	1.5	1.5	1.5	1.5	1.5	1.5	1.5	1.5	1.5	1.5
Conveying Capacity (kg/hr)	30	200	300	400	150	200	300	400	200	300
Hopper Volume (L)	1	3	6	12	1.5	3	6	12	3	6
Power Supply (V)	1Φ, 115/230VAC, 50/60Hz								3Φ, 230/400/460/575V 50/60Hz	
Auto-Cleaning Function	Standard	Standard	Standard	Standard	Standard	Standard	Standard	Standard	Standard	Standard
Air Accumulator	-	-	Optional	Optional	-	-	Optional	Optional	-	-
Dimensions										
H (mm)	525	555	645	745	670	740	800	935	610	700
W (mm)	270	305	340	340	260	305	340	340	340	380
D (mm)	325	370	410	410	325	370	410	410	475	540
Weight (kg)	10	11	12	14	11	13	16	18	18	33

Note: 1) For hopper inside polished ones, add "P" at model behind.

2) Test condition of conveying capacity: Plastic material of bulk density 0.65kg/L, dia. 3~5 mm, vertical conveying height: 4m, horizontal conveying distance: 1m.

3) Compressed air supply: 4~6kgf/cm<sup>2</sup>

We reserve the right to change specifications without prior notice.



## SHINI PLASTICS TECHNOLOGIES, INC.

### Headquarters:

Shini Plastics Technologies, Inc.

No.23, Minhe St., Shulin Dist.,  
New Taipei City 23852, Taiwan

tel: +886 2 2680 9119

fax: +886 2 2680 9229

email: [shini@shini.com](mailto:shini@shini.com)

### Factories:

- Taiwan
- Dongguan
- Ningbo
- Pinghu
- Mumbai